



Public Address System

Wall Mount Speaker WL416



416B



416W

OWNER'S MANUAL

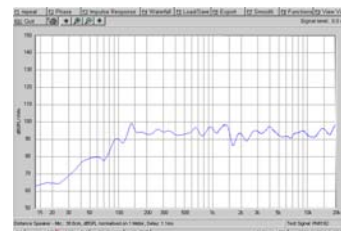
Thanks for purchasing PA speaker system of **ZABKZ** series. All of **ZABKZ** series products have been tested strictly before shipping. **ZABKZ** series PA speaker system is widely used in hotel, trade building, supermarket, school, entertainment, etc. It's the most ideal choice of you! In order to facilitate installing, modulating and running please read this manual carefully before setup.

FEATURES:

- Line Voltage 70/100V, Rated Power 25W, Max. Sound Pressure Level $104 \pm 2\text{dB}$, Effective Frequency Range 60Hz-20kHz;
- Weight 3.2kg, expanded installation options. 4 speakers can be combined into a 360° dispersion speaker system fixed by a quadrangle bracket (optional);
- Made of high quality engineering plastic, long-term durability, never out of shape and fade;
- Sensitivity $90 \pm 2\text{dB}$, long life, sounds clear and sonorousness.

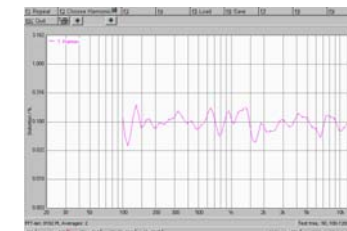
FREQ. RESPONSE

(dB SPL, 1W, 1m)

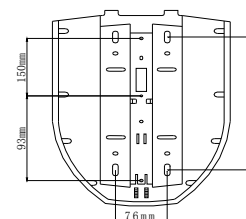


DISTORTION

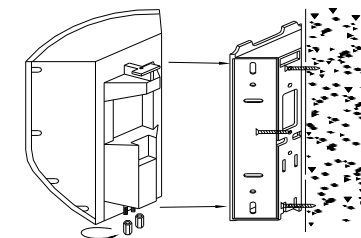
(THD < 3% 1W, 1m, 100Hz-10kHz)



HANGING HOLE



NAIL FOR MOUNT



INSTALLATION

- 1、Screw off the screw caps at the bottom, remove the bracket from the speaker box and fix it on the wall; Combine the speaker box with the bracket and screw down using screw caps;
- 2、Connect audio broadcasting wire to the terminals according to the table below;

Power	Line voltage	70V	100V
Terminals			
	Red---Blue	13W	25W
	Red---White	25W	××

- 3、Position the speaker, then adjust the direction of it and examine whether it is steady.



<https://muzcentre.ru>

GUANGZHOU DSPPA AUDIO CO., LTD

www.abk-pa.com